



Scout® Pro

Portable Electronic Balances



The OHAUS Scout® Pro – Hands Down The Industry's Best Portable Balance!

Designed for use in laboratory, industrial or education applications, the OHAUS Scout® Pro features easy-to-use two-button operation, a high-contrast LCD display, multiple weighing units, four application modes, and the option of either RS232 or USB connectivity, the Scout Pro is the portable balance for your needs!

- **Maximum Protection** – Scout Pro is designed with mechanical and software protection against shock and overloading which can cause damage to the weighing cell. An integrated shipping lock protects the weighing cell during transportation or storage
- **RS232 or USB Connectivity** – Scout Pro interface accessories are easy to install at anytime, even after purchase. The data cable is integrated in the kit, eliminating the need for additional cables
- **Multiple Application Modes** – Scout Pro features Enhanced Parts Counting, Percent Weighing, Totalization and Display Hold

Scout® Pro Portable Electronic Balances

Built-In Application Modes:

Parts Counting – The Scout Pro is designed for counting parts for inventory control, parts bagging, receiving, dispensing and ticket counting

- Select from a sample size of 5, 10, 20 or 50 pieces while in counting mode with a quick button press
- The Scout Pro features user-enabled automatic recalculation of the average piece weight – instead of counting 100 parts for a sample, count 10 and let the Scout Pro count the rest of the sample! For applications where automatic recalculation is not desired, the easy-to-use menu system allows this feature to be disabled
- The Scout Pro can also be configured for situations where only the counting feature is required



Percent Weighing – Use the *Percent Weighing* mode to compare samples for compounding, formulation, or quick weight checking. Place your reference weight on the platform, enter the weight into memory, and the display will show the percentage of the sample weight on the platform compared to the reference weight.

Totalization – Use the Scout Pro's memory function to repeatedly sum the weight on the platform for compounding and formulation. Unlike other balances, the Scout Pro allows totalization up to the limit of the display!

Display Hold – The *Display Hold* mode allows you to retain the weight of an over-sized package on the Scout Pro's display. Great for postal and shipping applications!

User-Configurable – The Scout Pro allows you to select active weighing units and modes using the two-button keypad. Scout Pro can be quickly configured using an on-display menu system – there are *no* cryptic codes to input! A built-in lockswitch prevents reconfiguration during use.

New Design for Portable or Benchtop Use



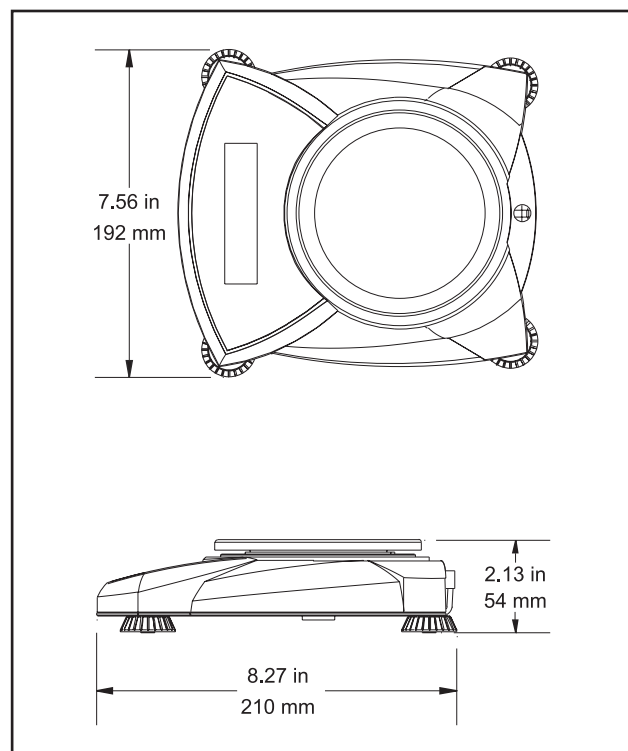
Scout Pro with Square Platform
(6.5 x 5.5 in / 16.5 x 14.2 cm)

600g x 0.1g
2000g x 0.1g
4000g x 0.1g
6000g x 0.1g
6000g x 1g



Scout Pro with Round Platform
(4.7 in / 12 cm diameter)

200g x 0.01g
400g x 0.01g
600g x 0.01g
400g x 0.1g



Ohaus Scout Pro: Models and Weighing Units for Every Application

- Parts Counting and Bagging
- Animal/Egg Weighing
- Feed Dispensing
- Medical Output Studies
- Crop and Seed Analysis
- Paint, Ink, Dye and Glaze Formulation
- Compound Preparation and Packaging
- Dental Adhesive and Compound Formulation
- Education Experiments
- Field Studies
- Parts Inventory, Quality Control and Receiving
- Filter Analysis
- Testing Kits
- Sample Gathering and Field Testing
- Food Portioning and Packaging
- Catering and Restaurant Applications
- Diet and Portion Control
- Jewelry Stores and Pawn Shops
- Injection Molding Sampling
- Shipping and Receiving
- Racquet and Golf Club Balancing
- Ticket Counting

The Scout *Pro* features the most common weighing units required for use in the lab, on the shop floor, or in the field:

- Grams
- Kilograms
- Ounces
- Pounds
- Troy Ounces
- Pennyweights
- Combined Pound:Ounce display

Scout *Pro* Unit Availability

Model	SP202	SP402	SP602	SP401	SP601	SP2001	SP4001	SP6001	SP6000
Capacity	200g	400g	600g	400g	600g	2000g	4000g	6000g	6000g
Readability	0.01g	0.01g	0.01g	0.1g	0.1g	0.1g	0.1g	0.1g	1g
g	Yes	Yes	Yes	Yes	Yes	Yes	Yes	Yes	Yes
kg	—	—	—	—	—	Yes	Yes	Yes	Yes
oz	Yes	Yes	Yes	Yes	Yes	Yes	Yes	Yes	Yes
lb	—	—	Yes	—	Yes	Yes	Yes	Yes	Yes
lb:oz	—	—	Yes	—	Yes	Yes	Yes	Yes	Yes
ozt	Yes	Yes	Yes	Yes	Yes	Yes	Yes	Yes	Yes
dwt	Yes	Yes	Yes	Yes	Yes	Yes	Yes	Yes	Yes


Connectivity

An Ohaus first, you can quickly add either an internal RS232 or a USB port with integrated cable to the Scout *Pro*



Security Bracket

Each Scout *Pro* features an integrated security bracket to prevent theft



Flexible Power

Use either the included AC wallpack, or 4 "AA" batteries to power your Scout *Pro*

Round or Square Stainless Steel Platform

Removable for easy cleaning

Easy-to-Clean


Sealed front panel and molded spill ring

Easy to View

High-Contrast LCD quickly displays weight and applications data, as well as an indicator for stability, over/underload conditions, and low battery power


Integral Shipping Lock

Quickly accessible under the weighing pan, the shipping lock allows you to lock and go!



Weigh-Below Hook

The integral weigh-below-hook on the bottom of the Scout *Pro* allows density determination or calculating the specific gravity of samples



Lockswitch

The Scout *Pro* can be locked into a specific configuration using the included lockswitch



Scout® Pro Portable Electronic Balances

Specifications

Model	SP202	SP402	SP602	SP401	SP601	SP2001	SP4001	SP6001	SP6000
Capacity (g)	200	400	600	400	600	2000	4000	6000	6000
Readability (g)	0.01			0.1					1
Repeatability (Std. Dev.) (g)	0.01			0.1					1
Linearity (g)	±0.01		±0.02	±0.1				±0.2	±1
Capacity x Readability (kg)	N/A	N/A	N/A	N/A	N/A	2.0000 x 0.0001	4.0000 x 0.0001	6.0000 x 0.0001	6.000 x 0.001
Capacity x Readability (oz)	7.0550 x 0.0005	14.1095 x 0.0005	21.645 x 0.0005	14.110 x 0.005	21.165 x 0.005	70.550 x 0.005	141.095 x 0.005	211.645 x 0.005	211.65 x 0.05
Capacity x Readability (lb)	N/A	N/A	1.32280 x 0.00005	N/A	1.3230 x 0.0005	4.4090 x 0.0005	8.8185 x 0.0005	13.2280 x 0.0005	13.230 x 0.005
Capacity x Readability (lb:oz)	N/A	N/A	1lb:5.165 oz x 0.001 oz	N/A	1lb:5.165 oz x 0.01 oz	4lb:6.550 oz x 0.01 oz	8lb:13.095 oz x 0.01 oz	13lb:3.65 oz x 0.01 oz	13lb:3.65 oz x 0.05 oz
Capacity x Readability (ozt)	6.4300 x 0.0005	12.8605 x 0.0005	19.2905 x 0.0005	12.860 x 0.005	19.290 x 0.005	64.300 x 0.005	128.605 x 0.005	192.905 x 0.005	192.90 x 0.05
Capacity x Readability (dwt)	128.60 x 0.01	257.21 x 0.01	385.81 x 0.01	257.2 x 0.1	385.8 x 0.1	1286 x 0.1	2572.1 x 0.1	3858.1 x 0.1	3858 x 1
Application Modes	Parts Counting with Average Piece Weigh Recalculation, Percentage Weighing, Totalization, Display Hold								
Tare Range	To Capacity By Subtraction								
Over Range Capacity	Capacity +90d								
Stabilization Time	3 seconds								
Operating Temp. Range	50° to 104°F / 10° to 40°C								
Power Requirements	AC Adapter (included) or 4 AA Batteries (not included)								
Calibration Type	Digital Calibration from Keypad								
Calibration Mass (Full Span)	200 g	400 g	600 g	400 g	600 g	2000 g	4000 g	6000 g	6000 g
Calibration Mass (Linear)	100 g	200 g	300 g	200 g	300 g	1000 g	2000 g	3000 g	3000 g
Display	High Contrast LCD with 6 digits 0.6in / 15mm high								
Pan Size (in/cm)	4.7 / 12 diameter				6.5 x 5.5 / 16.5 x 14.2				
Dimensions WxHxD (in/cm)	7.56 x 2.13 x 8.27 / 19.2 x 5.4 x 21.0								
Net Weight (lb/kg)	1.5 / 0.7	1.8 / 0.8							
Shipping Dimensions WxHxD	10 x 4 x 12 in / 25.4 x 10.2 x 30.5 cm								
Shipping Weight (lb/kg)	4 / 1.8								

Standard Features/Equipment

Removable stainless steel weighing platform, high contrast LCD display, lockswitch, integral security bracket, integral shipping lock, integral weigh below hook, sealed front panel and molded spill ring, stability indicator, overload and underload indicators, low battery indicator, auto shut-off, AC adapter, span calibration mass included on 200g, 400g and 600g models.

Accessories

	Ohaus Number
Dot Matrix Printer	80252042
Adapter, RS232 Scout Pro Interface to the Dot Matrix Printer	80251934
Paper for Dot Matrix Printer	80251932
Ink Ribbon for Dot Matrix Printer	80251933
Thermal Printer	80251992
Paper for Thermal Printer	80251931
Adapter, RS232 Scout Pro Interface to the Thermal Printer	80251930
Ohaus Collect Software	80500746
TAL Software WinWedge	SW12W
RS232 Interface (cable Included) for Scout Pro	71147376
USB Interface (cable Included) for Scout Pro	71147377
Auxiliary Display Kit for Scout Pro	TAD7
Security Device for Scout Pro	76288-01
Scout Pro In-Use Cover, Set of 3	71168909
Hard Shell Carry Case for Scout Pro	77256-01

Industry Leading Quality and Support

All Ohaus Scout® Pro balances are manufactured under an ISO 9001:2008 Registered Quality Management System. Our rugged construction and stringent quality control have been hallmarks of all Ohaus products for over a century.

OHAUS CORPORATION

* 7 Campus Drive
Suite 310
Parsippany, NJ 07054 USA

Tel: 800.672.7722
973.377.9000
Fax: 973.944.7177

www.ohaus.com

With offices throughout Europe,
Asia, and Latin America

* ISO 9001
Registered Quality Management System

